


Figure 1 (left): AccuRain System Layout

- Each Head covers a 60' diameter circle; 30' throw radius, rotates 360 degrees.
- Only 6 Heads can cover this 80' x 120' lot.
- Fewer Heads, less pipe, easier to install!



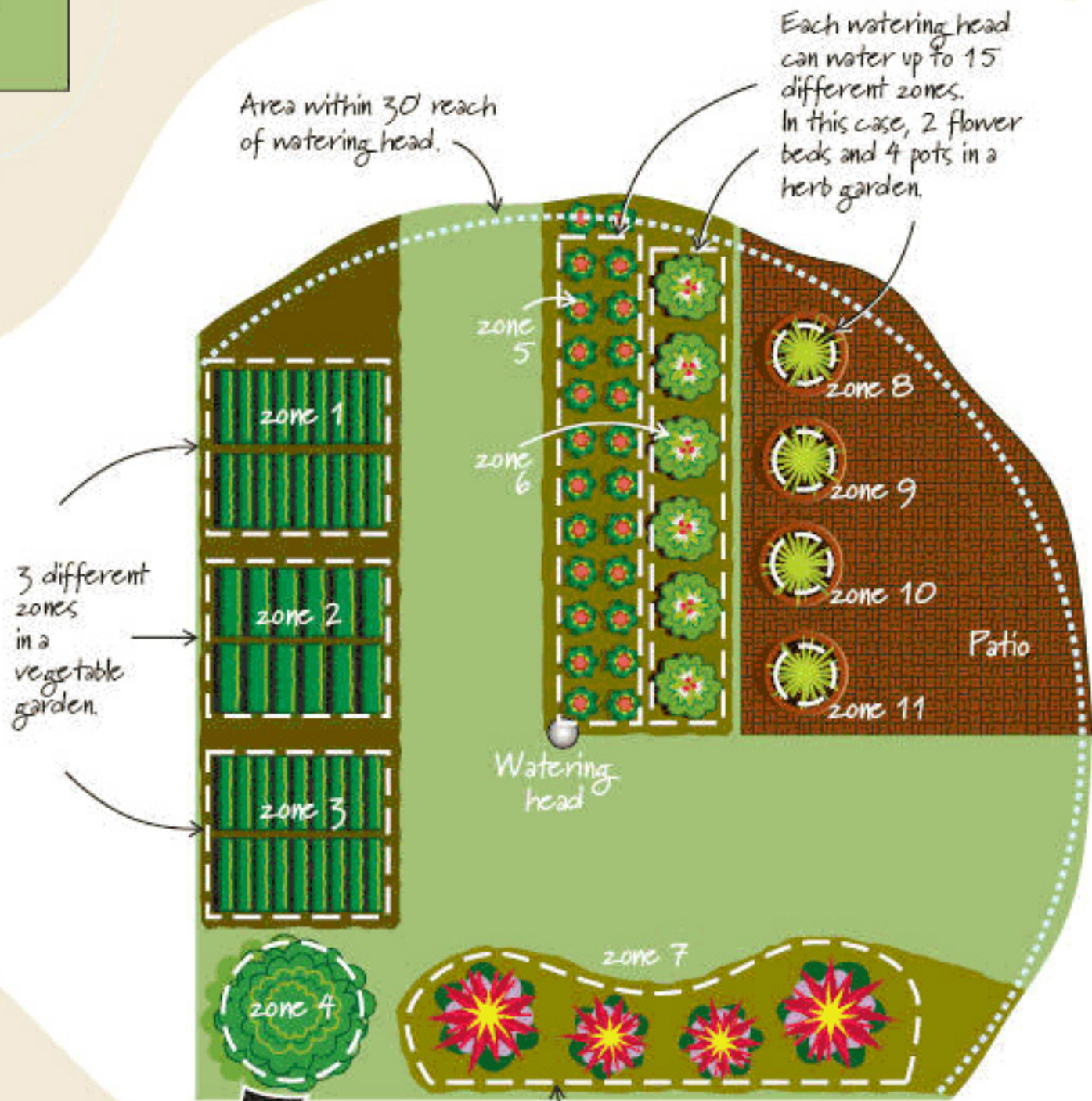
Look closer

Each watering head has a total reach of 60'.

Figure 2 (right):

One Watering Head - up to 15 Zones.

- 15 separate zones with each Watering Head.
- Zones can be any shape, any size; conforms to the landscape!
- Each zone watered INDEPENDENTLY; different amount of water, different schedule.


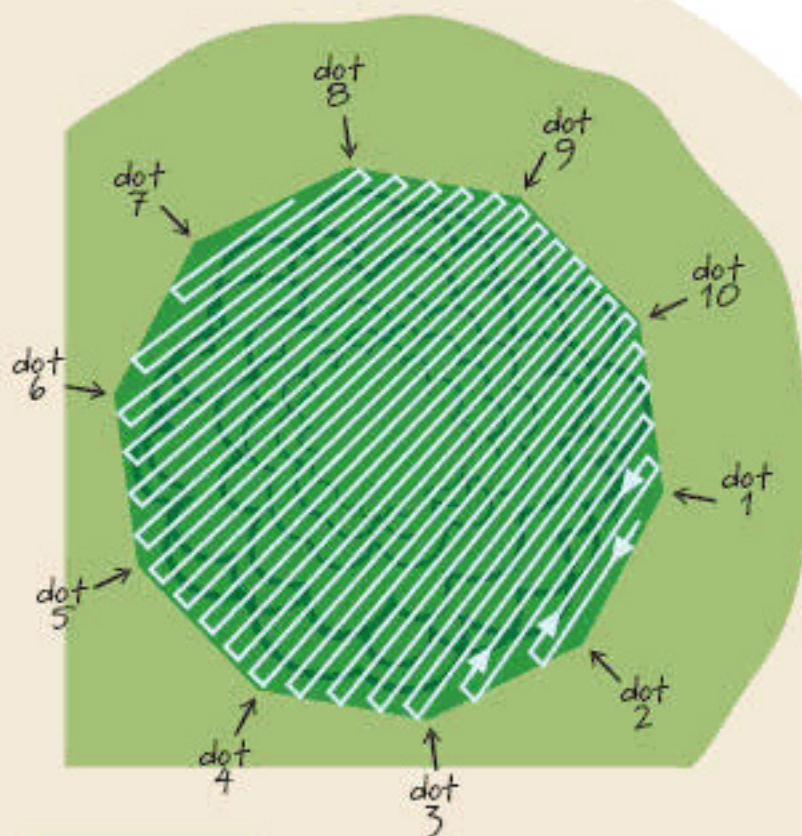


Look closer

A zone can be almost any irregular shape.

Figure 3 (left): Defining a zone.

- User defines zones by outlining area to be watered using "Dots".
- From 3-24 Dots to define a single zone. Zones can be almost ANY shape.
- AccuRain fills in the "Dots" applying a stream of water evenly throughout the Zone.
- Zones can be added, deleted, or modified at any time.



Shape of zone.

Path of water stream within the zone.