

RTK network

Base station

1-2
cm



Precision

1-2
cm

1. Turn on robot and tablet



Setup

1. Mount base station
2. Mount antenna
3. Turn on base station, robot and tablet

Only the robot must be transported.



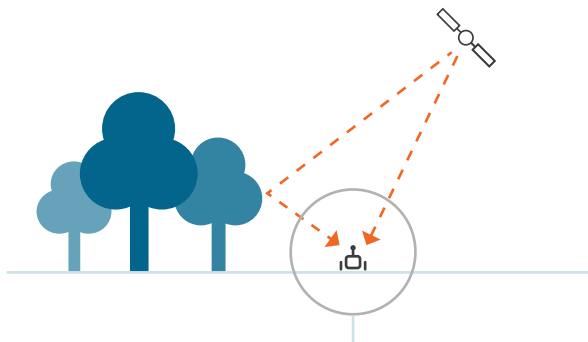
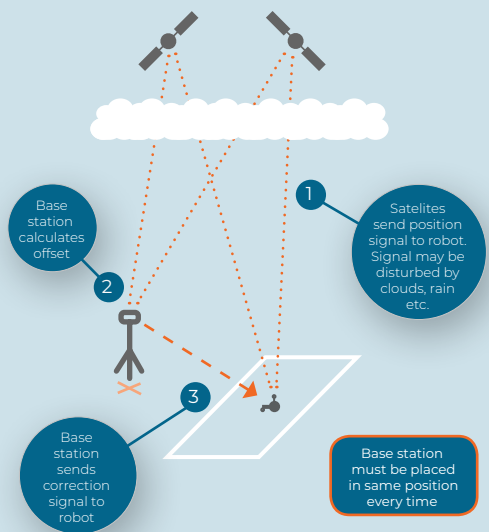
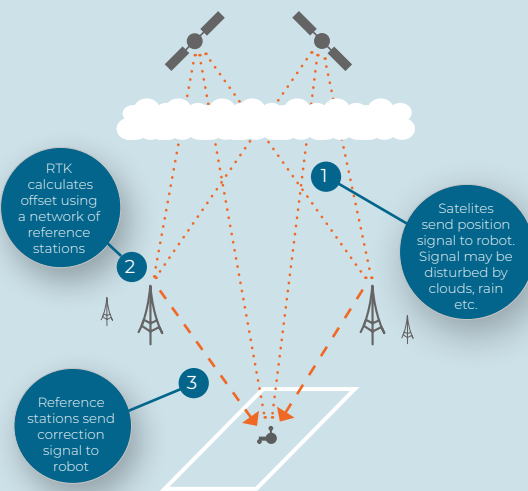
Transport

Base station and robot must be transported.

RTK network

How does it work?

Base station



When driving near to trees or buildings, the position signal from the satellites to the robot can be disturbed. The correction signal can not account for this, regardless of the method used (RTK or base station). This is why the two methods give the same degree of precision.